


CPDZ3V3U-HF

RoHS Device

Halogen Free



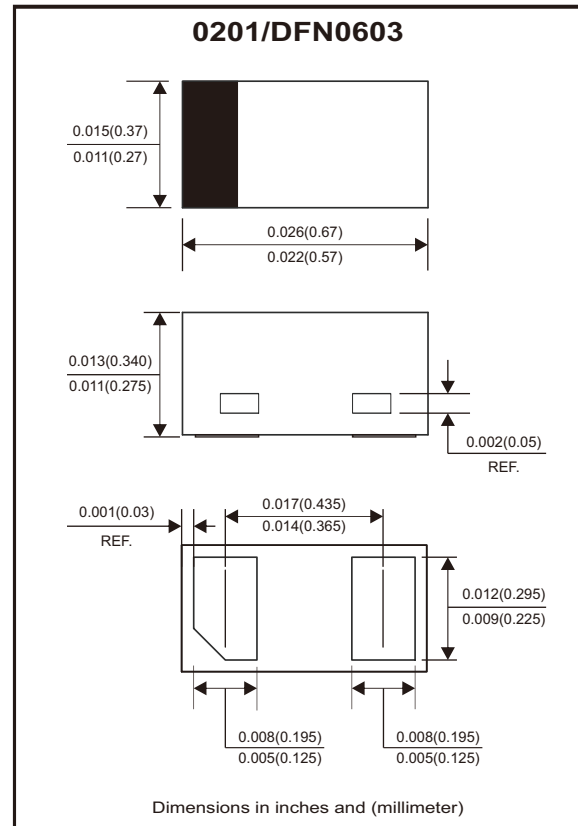
Features

- Uni-directional ESD protection.
- Surface mount package.
- Ultra small SMD package.
- High component density.
- Low clamping voltage.
- Low leakage.

Mechanical data

- Case: 0201/DFN0603 package, molded plastic.
- Terminals: Gold plated, solderable per MIL-STD-750, method 2026.
- Polarity: Color band denotes cathode end.
- Mounting position: Any

Circuit diagram



Maximum Rating (at $T_A=25^\circ\text{C}$ unless otherwise noted)

Parameter	Conditions	Symbol	Value	Unit
Peak pulse power	$T_P = 8/20\mu\text{s}$	P_{PP}	66	W
Peak pulse current	$T_P = 8/20\mu\text{s}$	I_{PP}	6	A
ESD capability	IEC 61000-4-2(air) IEC 61000-4-2(contact)	ESD	± 30	kV
Operating temperature range		T_j	-40~+125	$^\circ\text{C}$
Storage temperature range		T_{STG}	-55~+150	$^\circ\text{C}$

Electrical Characteristics (at $T_A=25^\circ\text{C}$ unless otherwise noted)

Parameter	Conditions	Symbol	Min	Typ	Max	Unit
Working peak reverse voltage		V_{RWM}			3.3	V
Forward voltage	$I_F = 10\text{mA}$	V_F			1.2	V
Breakdown voltage	$I_T = 1\text{mA}$	V_{BR}	5.7	6.2	6.7	V
Reverse leakage current	$V_{RWM} = 3.3$	I_R			0.1	μA
Clamping voltage	$I_{PP} = 1\text{A}, T_P = 8/20\mu\text{s}$ $I_{PP} = 6\text{A}, T_P = 8/20\mu\text{s}$	V_C			8 11	V
Junction capacitance	$V_R = 0\text{V}, f = 1\text{MHz}$	C_J		35		pF

Company reserves the right to improve product design , functions and reliability without notice.

REV:D

Rating and Characteristic Curves (CPDZ3V3U-HF)

Fig.1 - 8/20 μ s Peak Pulse Current Waveform Acc. IEC 6100-4-5

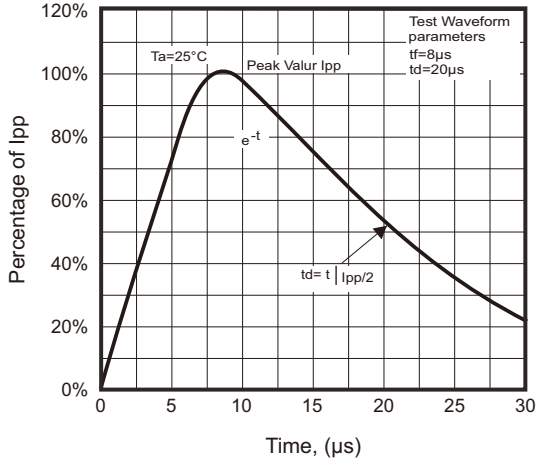


Fig.2 - Power Rating Derating Curve

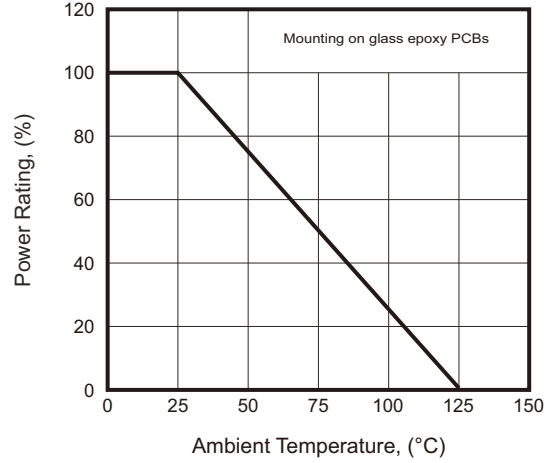


Fig.3 - Clamping Voltage Vs. Peak Pulse Current

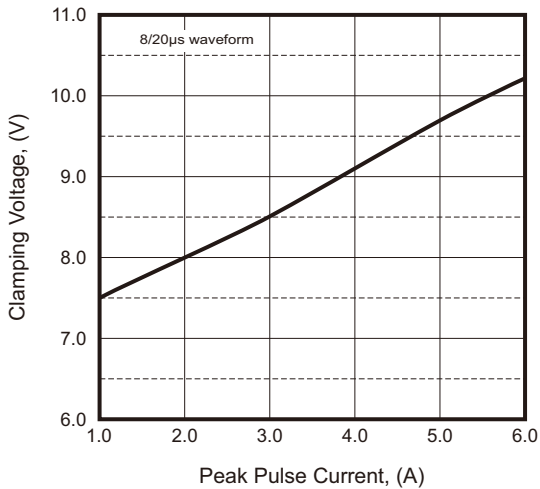
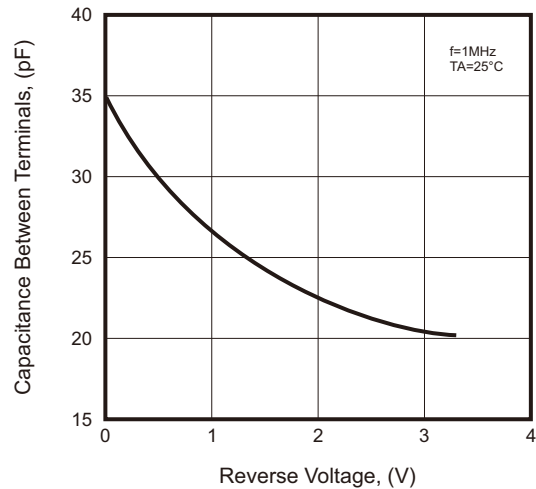
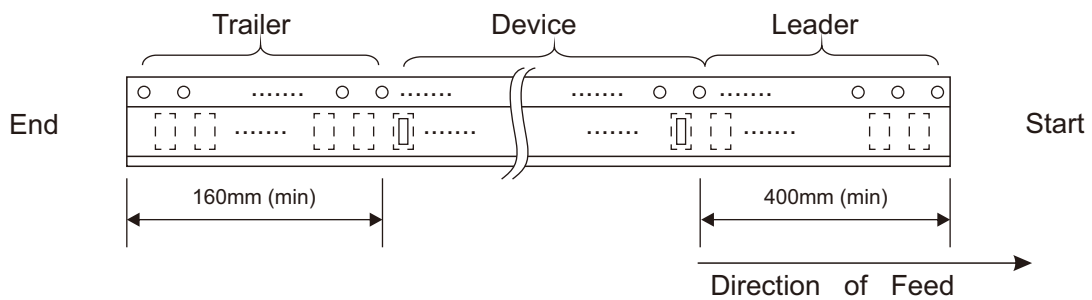
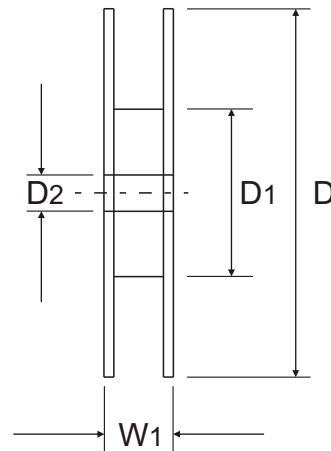
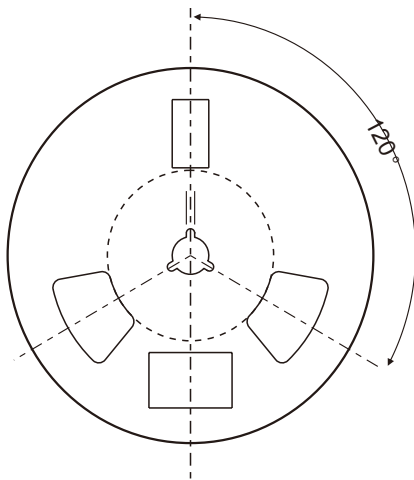
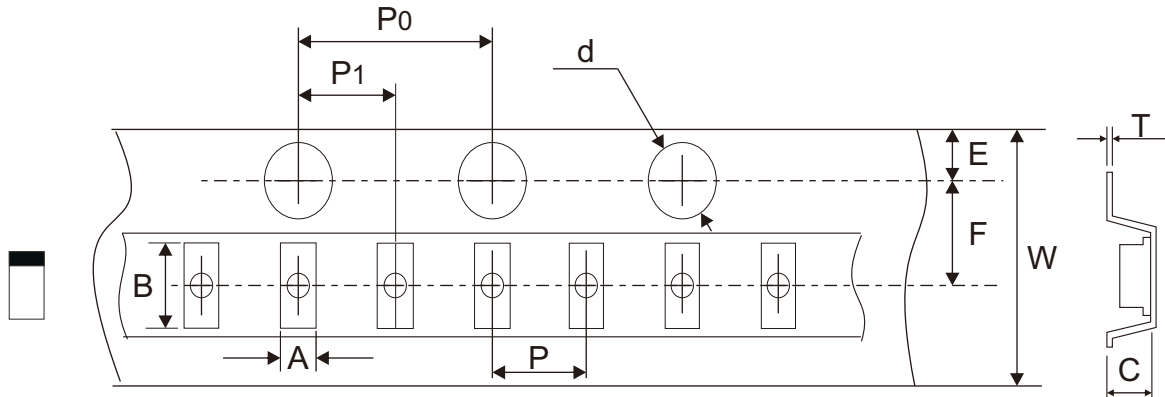


Fig.4 - Capacitance Between Terminals Characteristics



Reel Taping Specification



0201 (DFN0603)	SYMBOL	A	B	C	d	D	D1	D2
	(mm)	0.39 ± 0.03 -0.02	0.72 ± 0.03	0.36 ± 0.03	1.50 ± 0.10	178 ± 1.00	54.4 ± 0.40	13.0 ± 0.20
	(inch)	0.015 ± 0.001 -0.001	0.028 ± 0.001	0.014 ± 0.001	0.059 ± 0.004	7.008 ± 0.039	2.142 ± 0.016	0.512 ± 0.008

0201 (DFN0603)	SYMBOL	E	F	P	P0	P1	T	W	W1
	(mm)	1.75 ± 0.10	3.50 ± 0.05	2.00 ± 0.05	4.00 ± 0.05	2.00 ± 0.05	0.23 ± 0.05	8.00 ± 0.10	12.30 ± 0.10
	(inch)	0.069 ± 0.004	0.138 ± 0.002	0.079 ± 0.002	0.157 ± 0.002	0.079 ± 0.002	0.009 ± 0.002	0.315 ± 0.004	0.484 ± 0.004

Company reserves the right to improve product design , functions and reliability without notice.

REV:D

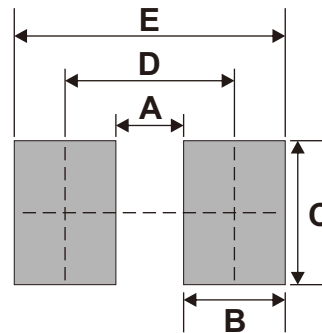
Marking Code

Part Number	Marking Code
CPDZ3V3U-HF	C



Suggested PAD Layout

SIZE	0201(DFN0603)	
	(mm)	(inch)
A	0.16	0.006
B	0.24	0.009
C	0.34	0.013
D	0.40	0.016
E	0.64	0.025



Standard Packaging

Case Type	REEL PACK	
	REEL (pcs)	Reel Size (inch)
0201 (DFN0603)	10,000	7