


CPDZ9V0U-HF

RoHS Device
Halogen Free



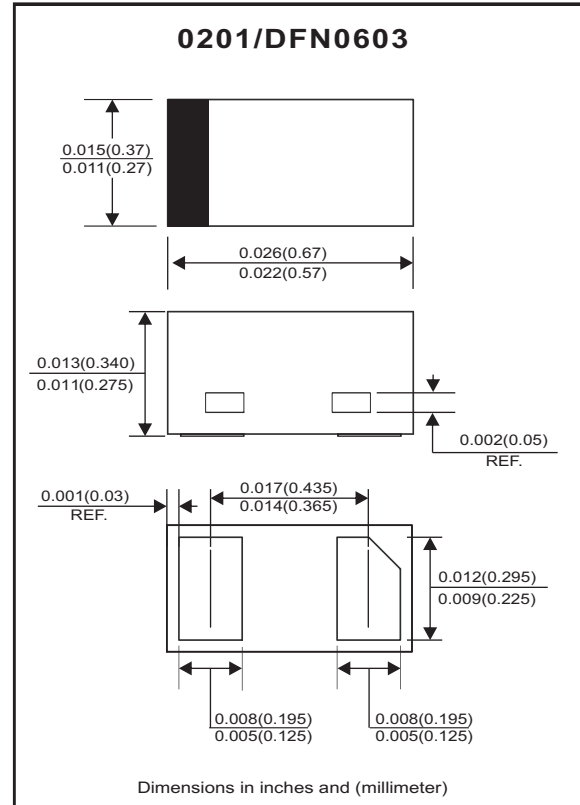
Features

- Uni-directional ESD protection.
- High reliability.
- Designed for mounting on small surface.
- Extremely thin/leadless package.

Mechanical data

- Case: 0201/DFN0603 package, molded plastic.
- Terminals: Gold plated, solderable per MIL-STD-750, method 2026.
- Polarity: Color band denotes cathode end.
- Mounting position: Any

Circuit diagram



Maximum Rating (at TA=25°C unless otherwise noted)

Parameter	Conditions	Symbol	Value	Unit
Peak pulse power	T _P = 8/20us	P _{PP}	35	W
Peak pulse current	T _P = 8/20us	I _{PP}	2	A
ESD capability	IEC 61000-4-2(air) IEC 61000-4-2(contact)	ESD	±10	kV
Operation temperature range		T _J	-55~+150	°C
Storage temperature range		T _{STG}	-55~+150	°C

Electrical Characteristics (at TA=25°C unless otherwise noted)

Parameter	Conditions	Symbol	Min	Typ	Max	Unit
Working peak reverse voltage		V _{RWM}			9	V
Forward voltage	I _F = 10mA	V _F			1.0	V
Breakdown voltage	I _T = 1mA	V _{BR}	10	12	14	V
Reverse leakage current	V _{RWM} = 9V	I _R			1.0	uA
Clamping voltage	I _{PP} = 1A, T _P = 8/20us I _{PP} = 2A, T _P = 8/20us	V _C			15 17.5	V
Junction capacitance	V _R = 0V, f = 1MHz	C _J		14		pF

RATING AND CHARACTERISTIC CURVES (CPDZ9V0U-HF)

Fig.1 - 8/20us Peak Pulse Current Waveform Acc. IEC 61000-4-5

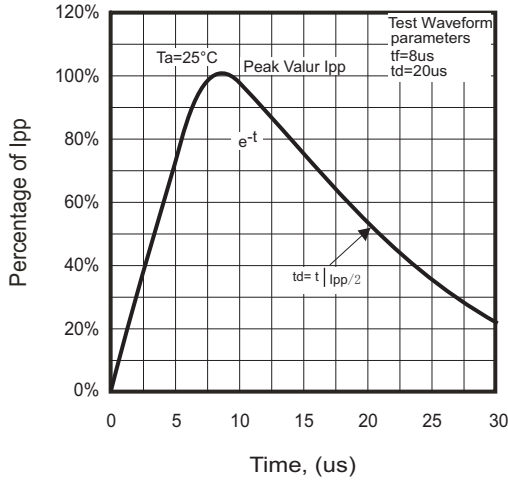


Fig.2 - Current Derating Curve

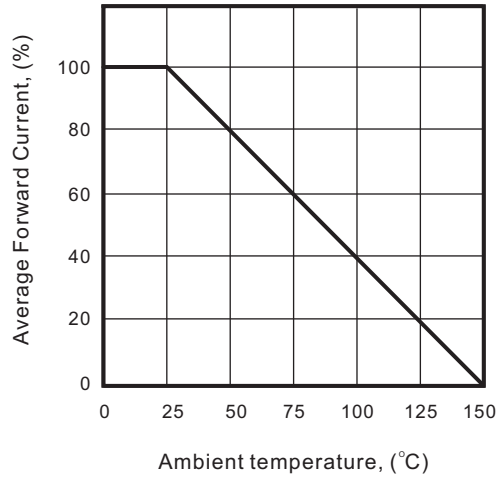


Fig.3 - Clamping Voltage vs. Peak Pulse Current

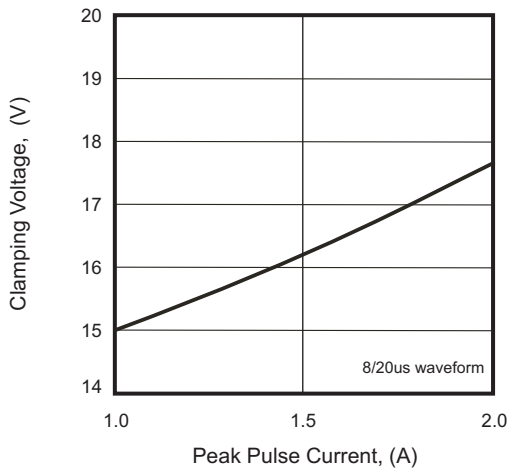
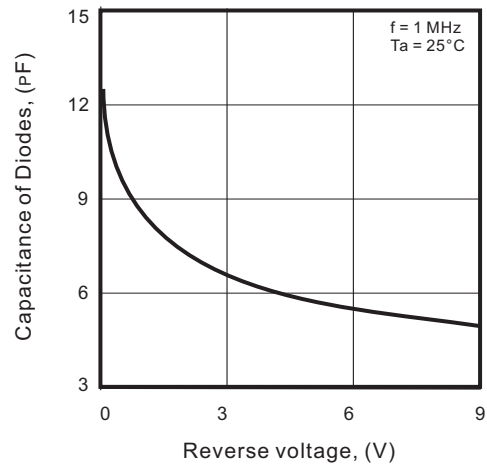
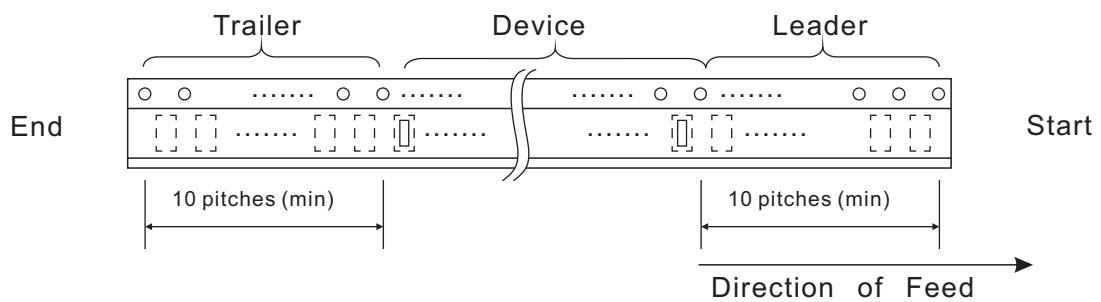
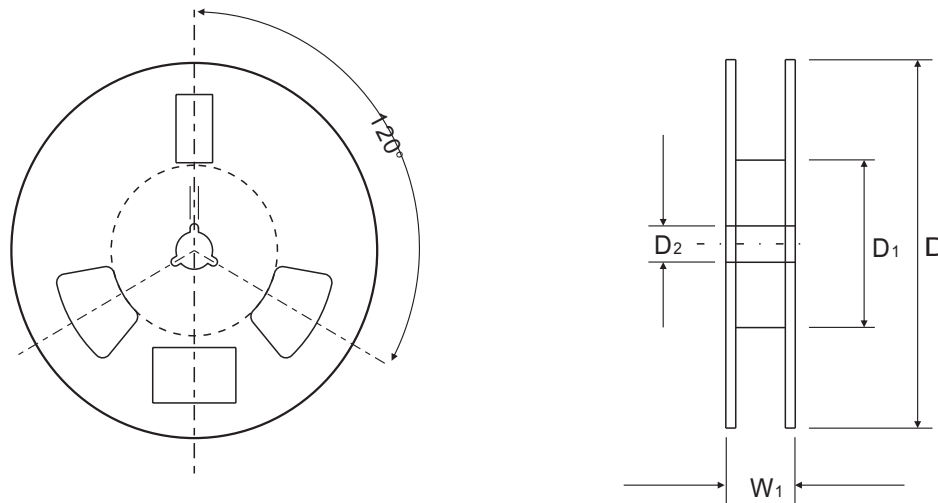
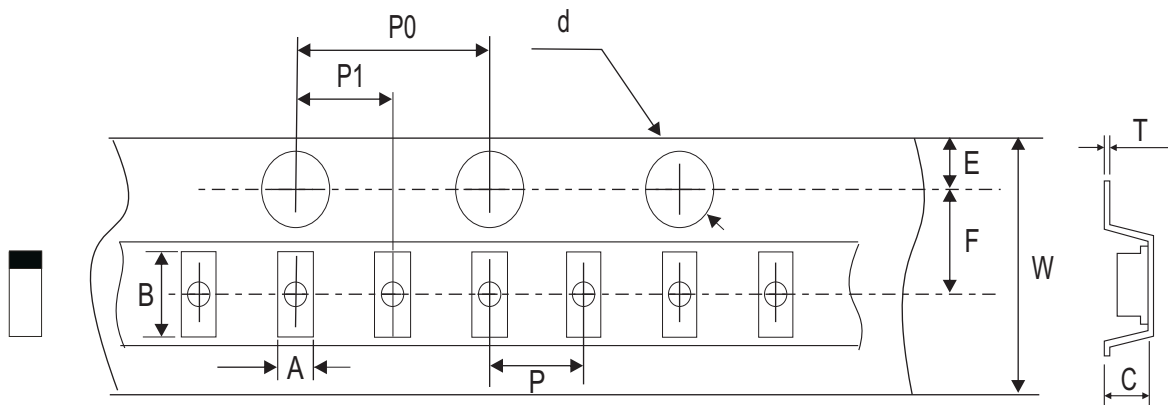


Fig.4 - Capacitance of Diode



Reel Taping Specification



0201 (DFN0603)	SYMBOL	A	B	C	d	D	D ₁	D ₂
	(mm)	0.39 +0.03/-0.02	0.72 ± 0.03	0.36 ± 0.03	1.50 + 0.10	178 ± 1.00	54.4 ± 0.40	13.0 ± 0.20
	(inch)	0.015 +0.001/0.001	0.028 ± 0.001	0.014 ± 0.001	0.059 + 0.004	7.008 ± 0.039	2.142 ± 0.016	0.512 ± 0.008

0201 (DFN0603)	SYMBOL	E	F	P	P ₀	P ₁	T	W	W ₁
	(mm)	1.75 ± 0.10	3.50 ± 0.05	2.00 ± 0.05	4.00 ± 0.05	2.00 ± 0.05	0.23 ± 0.05	8.00 ± 0.10	12.30 ± 0.10
	(inch)	0.069 ± 0.004	0.138 ± 0.002	0.079 ± 0.004	0.157 ± 0.004	0.079 ± 0.004	0.009 ± 0.002	0.315 ± 0.008	0.484 ± 0.004

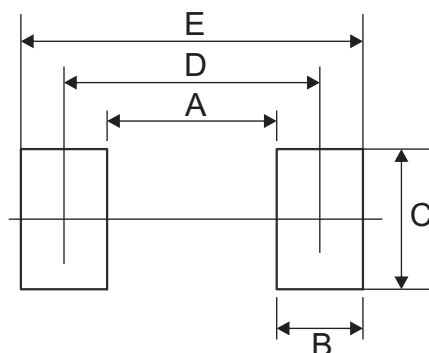
Marking Code

Part Number	Marking Code
CPDZ9V0U-HF	J



Suggested PAD Layout

SIZE	0201(DFN0603)	
	(mm)	(inch)
A	0.16	0.006
B	0.24	0.009
C	0.34	0.013
D	0.40	0.016
E	0.64	0.025



Standard Packaging

Case Type	Qty Per Reel	Reel Size
	(Pcs)	(inch)
0201(DFN0603)	10,000	7